



**LiOn**

***Safety is  
the hero's weapon***

***PBI X55***

**EN 469:2005**



***Fireman Suit***



**LiOn**

# Jacket:



Reinforced Shoulder Protectors

Chest Pocket,  
Radio-Compatible

Ergonomically Shaped  
Collar With Chin Guard  
& Heat Seal Design

Angled Head  
Flashlight Holder

Tool Pocket On The  
Left Upper Arm

Waterproof Multigrip  
Front Closure

Metal Hook  
For Gloves

Knitted Cuffs With  
ITC System



- Move+3D ease of movement with High Reach sleeve design
- Ergonomically angled S-Pocket design
- Two chest pockets, radio-compatible
- Reinforced / extended grips on front pockets & adjusting elements
- High-Visibility vest exemption in combination with pants

**Fireman Suit**



**LiOn**

**Drag Rescue Device (DRD)**

Harness and hand loop at the back of the neck that enables a rescuer to grab and drag a downed firefighter.




**3M 9587 Reflective Striping**

3M™ Reflective Material is designed for enhancing visibility in low light & nighttime conditions. Certified to various flame resistant standards such as NFPA

**Storage Pocket For IRS**

The integrated rescue & restraint sling (IRS) in the special storage pocket is always quickly accessible when you need it.




**Cargo Pockets With Load Control System**

The cargo pockets with a load control system are ideal for carrying large and heavy objects close to the body.

**External Elbow & Shoulder Protection**

Shoulder protectors reduce the pressure of the breathing apparatus. Ergonomic design to protect the elbow when crawling. Made: Nomex Neoprene Coating





**LiOn**

# Pants:



### Back Support

Back protection with optimal comfort cushion of the compressed air breathing apparatus, constant thermal insulation and improved climate function.



### Knee Protection

Ergonomic design to prevent injury when crawling & keep your clothing from getting damaged



### Leg Lock

Easily adjustable at leg end, and close tightly



Grip Strip

Easy Grip Front Closure

Reinforced/Extended Grips On Cargo Pockets & Adjusting Elements

Padded Knee Area

Reinforced Inner Leg

Reinforced Cuff Edges & Heels Cutout At The Bottom

- Integrated comfort suspend the system
- Two cargo pockets with Load Control System
- Ergonomically angled S-Pocket design
- Boot lock hook joins pants and boots
- MOVE+3D freedom of movement with Leg Mobility design & performed sections
- Two openings with pocket pouches
- High-visibility vest exemption in combination with the jacket
- 3M 9587 perforated reflective striping for higher visibility

**Fireman Suit**

### Size Designation:

Size (cm)	Chest	Waist	Height	Product ID
<b>SMALL</b>	85 - 90	73 - 78	163 - 167	37422
<b>MEDIUM</b>	90 - 95	78 - 83	168 - 172	37423
<b>LARGE</b>	95 - 100	83 - 88	173 - 177	37424
<b>X LARGE</b>	100 - 105	88 - 93	178 - 182	37425
<b>2X LARGE</b>	105 - 110	93 - 98	183 - 187	37426

### Pictograms & Levels Of Performance

Level 2 for Heat Transfer [flame & radiation]

Level 2 for Water Penetration

Level 2 for Water Vapour Resistance



Xf2  
Xr2  
Y2  
Z2

EN 469:2005

### All Main Constituent Materials


Outer Shell: PBI X55

Moisture Barrier: 80% Nomex / 20% Kevlar FR Felt + FR ePTFE

Membrane + FR Silicon (184gsm)

Thermal Lining: 50% Nomex / 50% Viscose (110gsm)

### Care Labelling



“The materials used in this garment were tested to EN469 after 5 wash/dry cycles, however, this number of cycles does not relate directly to the life expectancy. Continued fitness for a purpose is dependent on inspection and maintenance in accordance with Regulation (EU) 2016/425.”

### Coverage

In order to comply with the requirements of this European Standard, the upper and lower body including the neck, arms to the wrists and legs to the ankles, are protected and covered by the clothing described in this European Standard, but

other parts of the body are not and need essential means in order to be fully protected.

### **Instructions For Use**

#### **- CAUTIONS:**



Do not wear if any flammable contaminants are attached.

Do not wear if components of the garment are missing.

Do not wear if the fabric is tiered, faded or brittle

Do not wear if there are any holes or splits

Do not wear if the seams or stitches are damaged.

To ensure your safety please seek professional repair in case of any of the above damage,

#### **- Fitting:**

Jackets and trousers should be worn together to ensure a sufficient overlap. All closure systems should be secured fully.

#### **- Instructions Concerning Appropriate Use Of The Product To Minimise The Risk Of Injury:**

Garments should not be removed in the environment of intended use.

The fire fighting suit does not provide full body protection, other forms of PPE such as fire hoods, gloves, boots and helmets, certified to similar standards, should be worn.

#### **- Limitations On Use:**

These garments have been designed to give a specified level of protection for use in structural fire fighting. This garment is not suitable for extremely high-temperature fire fighting environments or flame entry.

#### **- Instructions For Storage & Maintenance:**

The suit should be stored in a dry, well-ventilated warehouse, away from extreme



temperatures, sunlight and rain. If the suit is damaged, the suit should be repaired immediately. If the damage is too severe the garment should be removed from service.

Do not store with oils and corrosive materials.

### - Care & Cleaning:

Fire fighting clothing requires separate washing, and water temperature controlled at about 60°, washed for about 30 minutes or so;

Detachable liners should be removed from the shell & laundered separately.

All closures should be fastened: velCrO® hook tape covering velCrO® loop tape, hooks and dees fastened, zippers zipped & snap closed. It is imperative that you cover the hook portion of all hooks and loop to

prevent snagging during laundering. We recommend a front loading washing machine, which does not have an agitator, and preferably one that is designated specifically for cleaning turnouts.

A stainless steel tub should be utilized if available.

We suggest using a laundry bag to protect the inside of the washing machine from the hardware *(to protect the hardware from the agitator of a washing machine when using a top load model).*

### - Instruction Concerning Repair:

We use 100% aramid thread on garments. All field repairs should use materials consistent with the information on the content label.

All repairs/alterations should use the same stitch configurations. All stress areas should be reinforced, preferably using a bartack.

Never stitch through a Moisture Barrier or Thermal Liner. In fact, field alterations or repairs of protective barriers should only be undertaken by trained personnel.

An equal amount of replacement trim must be added to areas that have been covered up by repairs or alterations.

Never perform any repair or alteration that will disturb the original performance specifications or integrity of the garment.

**- Note:**

- 1. The garments have no known allergic, carcinogenic, toxic and mutagenic effects.*
- 2. Prolonged wearing of the suit & a full assembly (fire hoods, helmets, boots & gloves) can cause discomfort in the form of heat stress.*

***Disposal***

Mechanical disruption or incinerating the product.

***Chemical / Fuel Splash***

In the event of an accidental splash of chemical or flammable liquids on clothing covered by this European Standard, the wearer should immediately withdraw and remove the garments, which shall then be cleaned or removed from service.

***The Name, Address & Identification Number Of Notified Body Involved In EU Type-Examination (Module B).***

Notified Body No. 02895,  
Shirley Technologies Europe Limited  
Sky Business Centres, Unit 21 Block 1 Port Tunnel Business Park, Clonshaugh  
Business and Technology Park, Dublin-Ireland

*Canasafe Industries Inc.  
Ontario, Canada  
[www.canasafe.com](http://www.canasafe.com)*