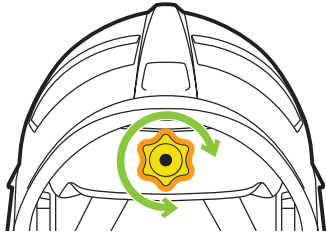


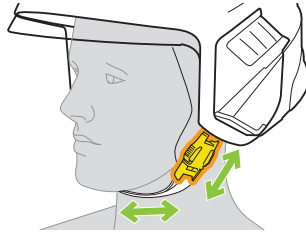
GALLET F1XF

MSA
The Safety Company

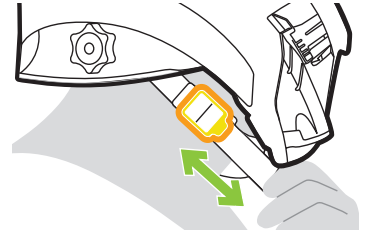
Quick adjustment guide



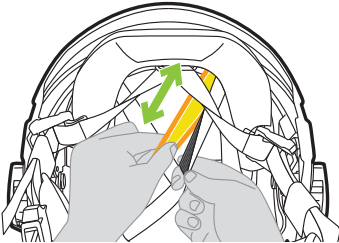
1 Adjust head circumference



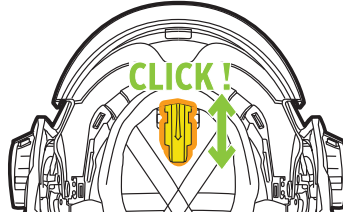
2 Adjust chin strap (strap and buckle)



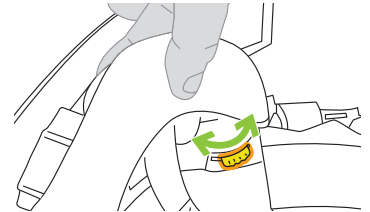
3 Adjust the two rear straps to accommodate different head sizes



4 Adjust the wearing height for perfect compatibility with the full face mask



5 Adjust helmet incline angle for an optimum field of view



6 Adjust rear headband (x2) for neck comfort



7 Adjust the mask tightness – choice of 3 positions

 See our latest news at
www.facebook.com/MSAsafetyFIRE

See all the
GALLET FIXF
videos:



www.MSAafety.com